


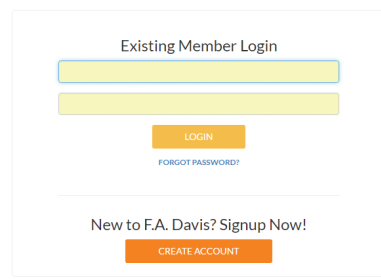
# GETTING STARTED WITH F.A. DAVIS.

ONE USERNAME.  
ONE PASSWORD.  
ACROSS ALL SITES.

**1** Click on **LOGIN/JOIN** in the upper right corner on the home page.



**2** Click **CREATE ACCOUNT**.



**3** Fill out your information.

Click on **CREATE ACCOUNT**

**4** Confirm your account!

You will receive an email asking you to confirm your account. Click on the link to validate. (If you don't receive an email, please check your spam folder.)



## TWO WAYS TO GAIN ACCESS!

### SCRATCH-OFF CODE

1. Scratch off the shiny surface to reveal code.
2. Go to the website for your book/online program from list on right.
3. Log into or create your Student Account.
4. Enter your Access Code in the "Redeem Your Code" box.

### PURCHASE ONLINE

1. Select your book/online program at [www.FADavis.com](http://www.FADavis.com).
2. Log into or create your Student Account.
3. Complete your purchase.
4. Link to your book/online program via order confirmation page or confirmation email.

If you are using the book/online program in a class, you will have the option to enter your Class ID when registering. Your instructor will provide you with your Class ID.

You will need to redeem an access code for each book/online program.




FADavis.com



KinesiologyInAction.com



DavisPlus.com



DosageCalc.com



DavisAdvantage.com



MedicalCodingLab.com



FitnessDecisions.com



MedicalLanguageLab.com



DavisEdge.com



DentalCareDecisions.com

QUESTIONS? Contact Customer Support 800.323.3555 or [CS@FADavis.com](mailto:CS@FADavis.com).